



RETRO LED


INDUSTRY LEADING

DRIVERLESS LED FIXTURE


720w

PPF 1890

2.7 μ mol/J



Digital Ballast
Compatible
LED Technology



One digital ballast can run either
one or two **RETRO LEDS**

1 x **RETRO LED** @720w 2.7 μ mol/J

2 x **RETRO LED** @360w 2.8 μ mol/J

2 YEAR WARRANTY

SOLDIGITAL
WWW.SOLDIGITAL.CO.UK

SAA UK CA CE RoHS

Driverless

We've removed the driver, meaning you can save money by using a 600w Digital Ballast. Over-Drive input power is 720W

Sol-Spec

Ultra-high PPF and PPE LEDs provide whites, cool blues, warm reds, far reds and balanced greens

50k hours

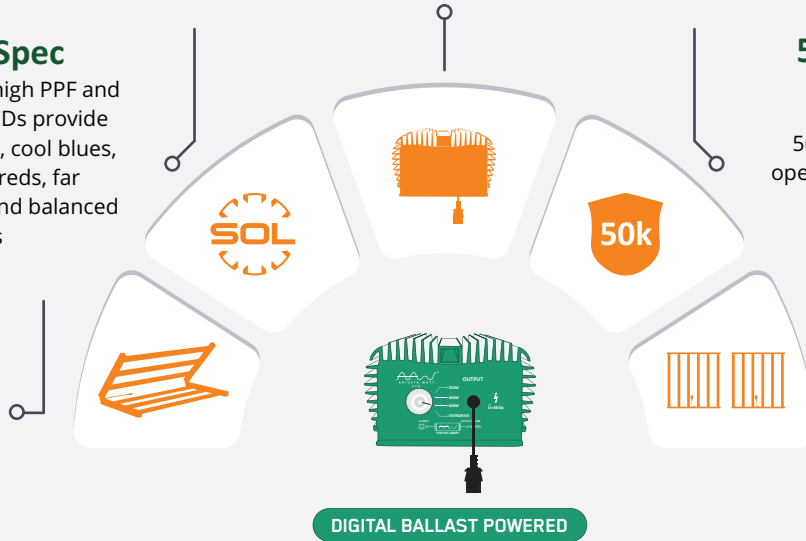
Designed to perform over 50,000 hours of operation. Comes with 2 year warranty

Folding

Folds in half, for easy transportation, and installation

One or Two

Operate one fixture at 720w or two fixtures at 360w



Lower Operation Costs

High fixture efficiency and reduced ventilation and HVAC requirements reduce operational costs.

Adjusta-Watt®

Manually adjust the output using the dial on your digital ballast.

Even Coverage

Evenly spaced light bars provide broad and even coverage of plant canopy.

Passive Cooling

Wide area passive cooling means virtually no heat.

High Efficiency

Converts practically all consumed energy into usable growth light.

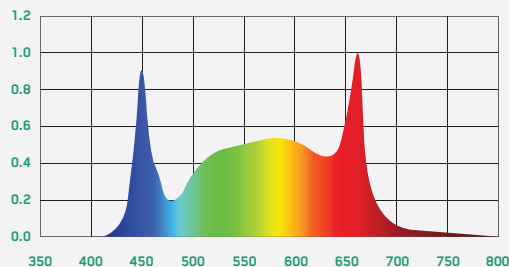
Silent Operation

No noisy fans and completely silent in operation.



Sol-Spec

For all stages of growth



DOUBLE YOUR GROW LIGHT

OR HALF YOUR POWER BILL

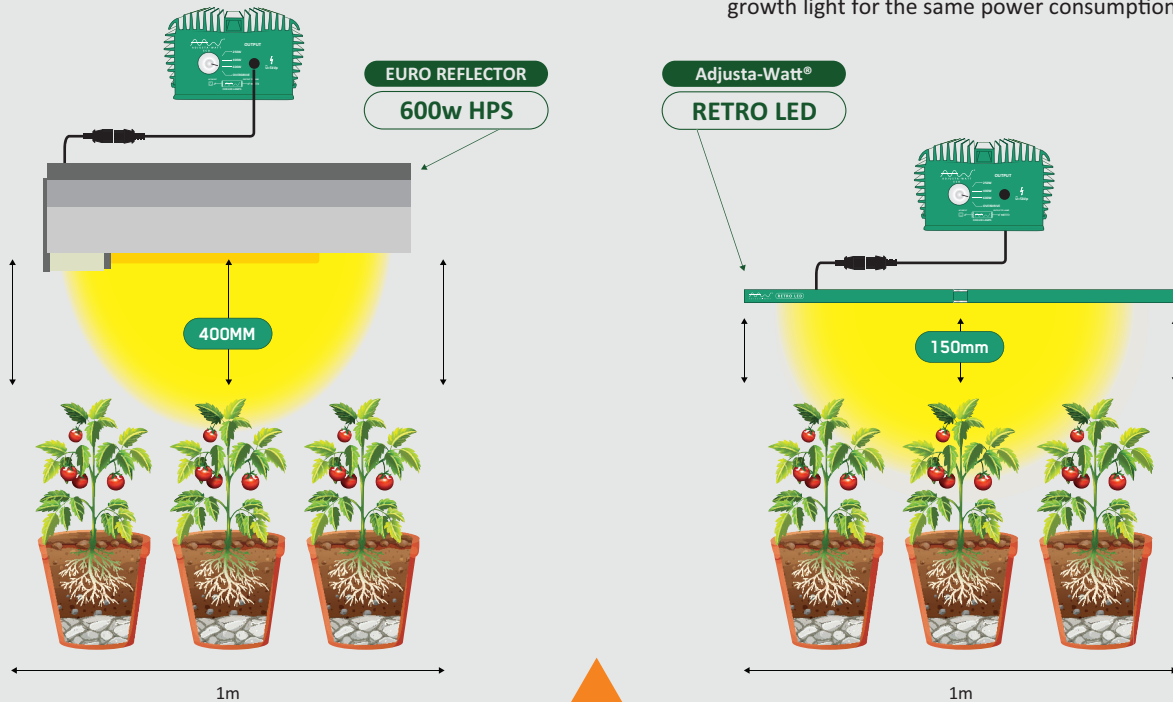
600w HPS

VS

RETRO LED

In an area of 1m², a 600w HPS digital ballast with euro reflector, mounted at 40cm above the canopy, produces an average PPF of 640 $\mu\text{mol/s/m}^2$.

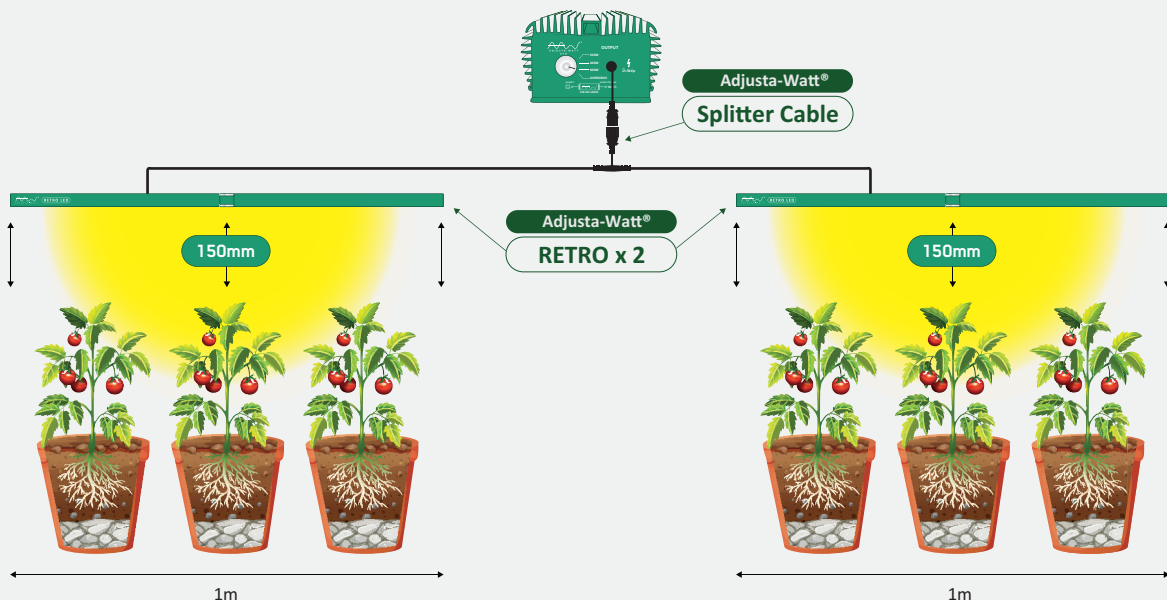
In the same area, the Adjusta-Watt[®] Retro LED 2.7 μmol , connected to the same ballast, mounted at 15cm above the canopy, produces an average PPF of 1,231 $\mu\text{mol/s/m}^2$. That's over twice the growth light for the same power consumption!



Use one Adjusta-Watt[®] Retro LED per ballast to maximise the light output for the highest yields per m²

Use two Adjusta-Watt[®] Retro LEDs per ballast, cover 2m², and get 10% higher light levels than 600w HPS at half the running cost.

Using the Adjusta-Watt[®] Splitter Cable, it's possible to power two Adjusta-Watt[®] Retro LEDs and cover twice the area using just one ballast. The splitter cable divides the power evenly between the two fixtures but also reduces the current, thus increasing the efficiency to 2.8 $\mu\text{mol/J}$ per fixture. The average PPF is now 710 $\mu\text{mol/s/m}^2$. This is 10% more growth light, per m² than two 600w light kits, at half the running costs!



CONFIGURATION OPTION 1

CONFIGURATION OPTION 2


Product Specifications



RETRO LED



Input Power	720w	Lifetime	50,000 hours
Dimming Modes	Native to chosen ballast	Power Factor	> 90%
Efficiency	2.7 μ mol or 2.8 μ mol x 2 with splitter cable	Colour Rendering Index	80 ra
PPF	1,890	Ambient Temperature	-25 to +40°C
Input	Connects to 600w Digital Ballast	Control	Manual via Ballast Dial
Mounting Height	\geq 6" (15cm) Above Canopy	Fixture Dimensions	900x900x54mm
Thermal Management	Passive Cooling (Fan-less)	No of LEDs	1,992 PCS



Key Stats

720w

PPF 1890

2.7 μ mol/J OR

2.8 μ mol/J x2 with splitter cable

Available Separately

- Splitter Cable
- Adjusta-Watt® ECO Ballast 600w

Box Contents

- Adjusta-Watt RETRO LED
- 2 sets of Ratchet Hangers
- Eco Ballast Attachment Brackets
- Full Operating Instructions
- Warranty Information.



Designed in UK, Assembled in China